
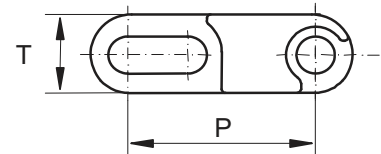




SP- 500 (TURNING BELT)



Flush Grid

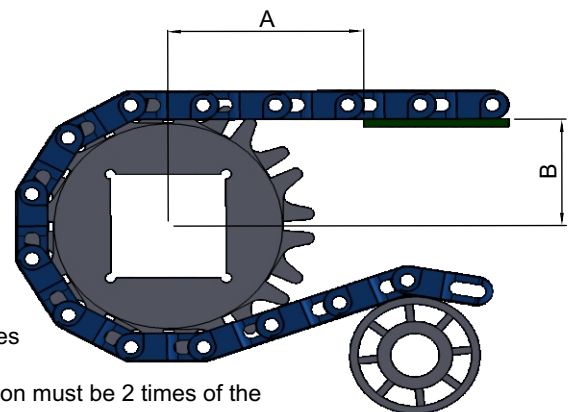


Description	mm	inch
Pitch (P)	25	0.98
T	11	0.43
Rod (Ø)	5	0.19
Surface type	36 % open	
Color	○ ●	
Material	PP / POM	
Curve	yes	

SP-500 (SPROCKET)

Teeth (Z)	Pcd (mm)	A	B	M/C		M/D		
				S	W	S	W	
12	93	52	41	★	20	■	40	20
18	145	60	74	★	20			
24	190	100	89	★	35			

- * Single and two row sprockets are available
- * Type of bore : ★ - round & square , ■ - square
- * For material availability contact our sales team
- * The minimum turning radius (inside) is 2.2 times of the belt width, but 2.5 times of the belt width is most optimal.
- * The minimum straight run section near drive & idler shaft must be 2 times of the belt width in length.
- * The minimum straight run section between two turns of opposing direction must be 2 times of the belt width in length.
- * M/C - Machined solid, M/D - Moulded solid, S - Availability , W - Sprocket Width



STANDARD BELT WIDTH (MATERIAL - PP) :

165.5	330	480	615	745	880
200	350	495	630	760	895
215	365	515	650	780	910
230	385	530	665	795	930
250	415	550	680	810	945
265	430	565	695	830	960
280	450	580	710	845	
315	465	600	730	860	

**Tolerance of the belt width is ± 1.5 %